



All dimensions in mm/inches							
	H	D	W	Seat Height	Seat Depth	Seat Width	Clearance needed for full recline
Armchair	1040/41.0	970/38.3	1030/40.5	530/21.0	550/21.8	590/23.3	-
Recliner Armchair (Manual/Power)	1040/41.0	970/38.3	1030/40.5	530/21.0	550/21.8	590/23.3	70/2.8
Snuggler	1040/41.0	970/38.3	1180/46.5	530/21.0	550/21.8	740/29.0	-
Recliner Snuggler (Manual/Power)	1040/41.0	970/38.3	1180/46.5	530/21.0	550/21.8	740/29.0	70/2.8
Small Sofa	1040/41.0	970/38.3	1590/62.5	530/21.0	550/21.8	1150/45.3	-
Small Double Recliner Sofa (Manual/Power)	1040/41.0	970/38.3	1590/62.5	530/21.0	550/21.8	1150/45.3	70/2.8
Large Sofa	1040/41.0	970/38.3	1970/77.5	530/21.0	550/21.8	1530/60.3	-
Large Double Recliner Sofa (Manual/Power)	1040/41.0	970/38.3	1970/77.5	530/21.0	550/21.8	1530/60.3	70/2.8
Large Footstool	420/16.5	510/20.0	750/29.5	-	-	-	-

Riley



Riley



Cover photo: Large Sofa and Snuggler shown in Moore Sea

Design

- Riley embodies sophistication and with full, sumptuous seats provides unquestionable comfort.
- Stylish flared arm and back detailing provide contemporary design.
- Contrast stitching option available on selected leathers.
- Choose from a range of beautiful fabrics and leathers to suit your style.
- Show wood legs available in a choice of four standard finishes (Walnut, Mahogany, Oak, and Ebony).

Function

- Manual or power recliner options available for the ultimate relaxation.
- All power recliner options come with touch buttons and a USB charging port as standard.
- Recliner sofas are supplied in sections for ease of delivery.
- Recliner sofas are supplied in sections for ease of delivery.
- Handcrafted in the UK with a 25-year timber frame and frame construction guarantee.



Contrast stitching options

Contrast stitching will appear on seat cushions, back cushions, front borders, and arms. Contrast stitching is optional for leather pieces only. There are 16 options for contrast stitching.



Cambridge Sand
Sand stitching



Cambridge Chalk
Beige stitching



Cambridge Cloud
Dark Grey stitching



Cambridge Grey
Beige stitching



Cambridge Stone
Beige stitching



Cambridge Plaster
Beige stitching



Cambridge Putty
Beige stitching




Cambridge Taupe
Beige stitching




Cambridge Tan
Beige stitching




Cambridge Conker
Sand stitching



Cambridge Earth
Sand stitching



Cambridge Buffalo
Sand stitching



Cambridge Navy
Dark Grey stitching



Cambridge Petrol Blue
Dark Grey stitching



Cambridge Slate
Dark Grey stitching



Cambridge Black
Dark Grey stitching

Main cover and contrast stitching options can't be swapped.
If contrast stitching is not selected, the furniture will be supplied with self-coloured stitching.

Riley PRODUCT RANGE



Large Sofa



Small Sofa



Snuggler



Armchair



Large Footstool



Large Double Recliner Sofa
(Manual/Power available)



Small Double Recliner Sofa
(Manual/Power available)



Recliner Snuggler
(Manual/Power available)



Recliner Chair
(Manual/Power available)

All measurements are approximate and relate to the overall size of the item including soft arm cushions where fitted and back cushions. All furniture supplied on show wood legs as standard. Recliners are available in manual or power versions. The power versions have touch buttons and a USB charging port. Contrast stitch available on selected leathers. Large and small double recliner sofas are delivered in two sections that link together. Seat cushions and back cushions are non-reversible. Our recliner furniture requires room to recline. Scatter cushions are available at extra cost.